

EP1000 E-Port Ethernet Communications Gateway

- **Micro-DCI Datalink to Ethernet Gateway supports DataLink on TCP/IP**
- **Supports all Micro-DCI controllers and auxiliary devices**
- **Supports redundant gateways**
- **Allows physical distribution for improved performance or true distributed control**
- **Stand-alone network or DHCP Servers**
- **Software setup in Micro-DCI Communication Services**
- **Ideal for upgrading Supervisor-PC with DataLink to Micro-PWC for Windows**



The EP1000A E-Port provides an interface between a single Micro-DCI DataLink network and an Ethernet TCP/IP network. The E-Port is used exclusively with the Micro-DCI Communication Services software. The Communication Services software provides the network interface between the PC and the individual E-Ports. The software is included with the LoopMaster configuration software for MicroMite 53SL6000 controllers, with the MicroTools configuration software for 53MC5000 controllers and the Micro-PWC personal workstation software. It is also available as a standalone package for use with third-party OPC clients such as HMI software.

All Micro-DCI controllers and auxiliary units using DataLink are compatible with the E-Port, making it ideal for upgrading aging DOS-based Supervisor-PC systems to MicroMod's MicroPWC software running under Windows XP or 2000.

The E-Port can be connected to single instruments using their RS-232 front communication port and the

corresponding cable, or to the standard RS-485 DataLink network on the rear of the controller. It is available in wall-mount, DIN rail mount or Snap Track mounting versions.

When ordered with the RS-485 DataLink Network Interface, the EP1000 comes with an RS-485 Interface Terminal Board and cable, and an external power supply. (If the E-Port is being added to a system that is already using the RS-232/RS-485 interface board, it should be ordered with no Network Interface).

Configuration and setup of the EP1000 E-Port is done through the Micro-DCI Communication Services software. Each E-Port is assigned an IP address either manually or using a DHCP server. Each E-Port is then linked to its corresponding host PC using the menus in the Communication Services software. (NOTE: E-Port can ONLY be used on systems with Micro-DCI Communications Services).

FUNCTIONALITY

The EP1000 E-Port provide communication access and support for all generations of the Micro-DCI product line including the 53MC1000, 53MC2000, 53MC4000, 50KM1000, 50KM2000, 53SL6000, 53ML5100, 53IT5100, 53SL5100, 53MC5000A and the 53MC5000B via the Micro-DCI Communication Services software. Supported functions over the Ethernet network include database upload/download from the Micro-Tools configuration software, and operation, supervisory control and data collection from HMI packages such as MicroMod's MicroPWC workstation or popular third-party OPC client packages from Iconics, Intellution, WonderWare and others.

SYSTEM ARCHITECTURE

Using RS-485 DataLink, the E-Port supports several different Micro-DCI network architectures including redundant PCs and distributed networks.

Up to eight individual DataLink networks each with up to 32 Micro-DCI instruments are supported by the Micro-DCI Communications Services software. Each E-Port supports one RS-485 DataLink connection. A feature of the E-Port is to allow Micro-DCI controllers or groups of controllers to be physically distributed across multiple RS-485 networks while still being addressed as a single DataLink network; these distributed groups are referred to as "segments". For redundancy purposes, up to two E-Ports may reside on one DataLink network or network segment. This provides greater flexibility for optimizing system performance, creating redundant architectures, or locating control devices in distributed locations.

SPECIFICATIONS

Power Requirements

7-30 V dc
200 mA @ 12 V dc
100 mA @ 24 V dc

Physical Characteristics

Dimensions: 4.2 " x 3 " x 1"
Weight: 5 oz.

Environmental Characteristics

Temperature: 0 - 50°C (32 - 122°F)

MINIMUM SYSTEM REQUIREMENTS

Hardware:

- PC with Windows 2000, Windows XP or Windows 7 Professional
- 100 MB free hard disk space
- CD ROM drive (software provided on CD)
- IBM AT Comatible 101 key keyboard
- Mouse or trackball
- VGA 1024 x 768 display (256-color minimum)
- One or more serial communications ports
- One or more Parallel or USB ports
- 10/100 Ethernet communications port

Software:

- Microsoft Windows™ 2000 Professional Workstation or Windows™ XP Professional operating system
- Micro-DCI Communications Services software 53SU6000

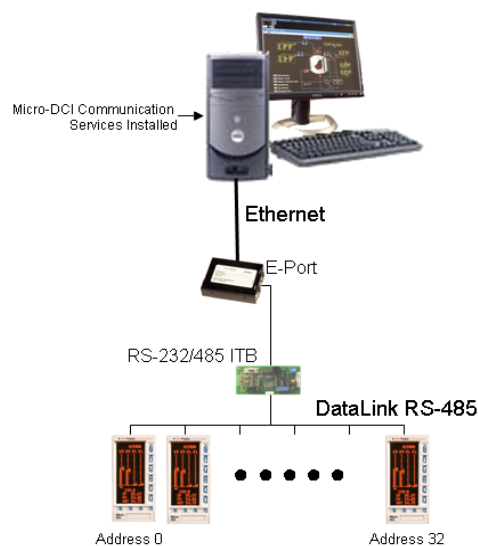


Figure 1 - EP1000 E-Port connected to a single-segment DataLink network

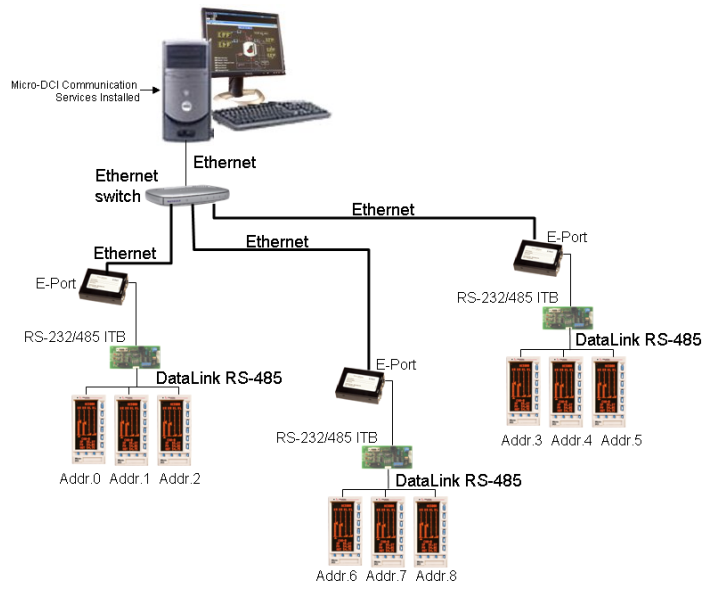


Figure 2 - Single DataLink network divided into multiple segments

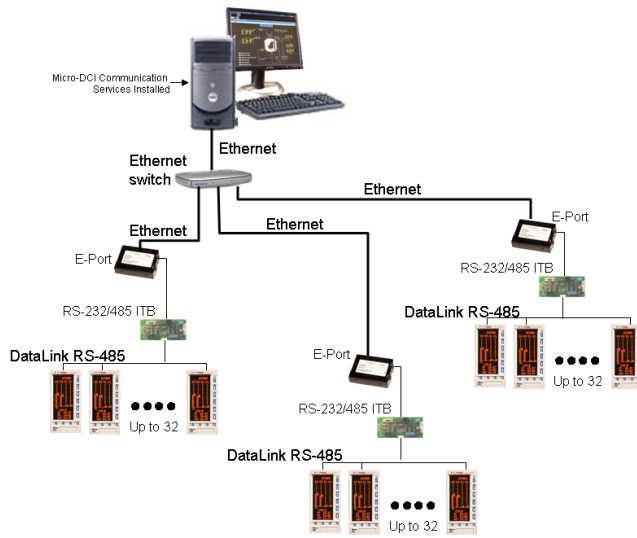


Figure 3 - Independent DataLink networks

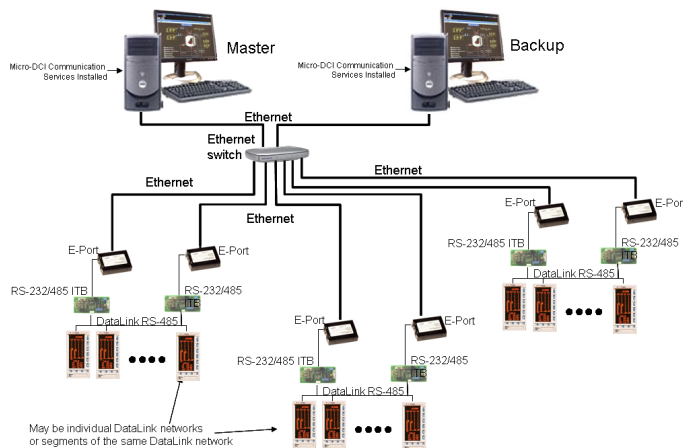


Figure 4 - Redundant E-Port and PC architecture

ORDERING INFORMATION

	Model Code	EP1 00 - 02	03	04	05	A 06
E-Port	EP1					
Power Input 100-240 VAC		1				
Mounting Brackets None DIN Rail SNAP Track			0 1 2			
Network Interface (see notes) None 53SL6000 RS-232 Cable 53MC5000 RS-232 Cable RS-485 DataLink				0 1 2 3		
Design Level						A

Network Interface Notes

1. Use of the Ethernet Communications Port (E-Port) requires the Micro-DCI Communications Services (53SU6000) software to be installed on the PC.
2. Communications between Micro-DCI controllers (e.g. 53MC5000, 53IT5100, 53SL5100, 53ML5100 and 53SL6000) using DataLink Communications and the EP1000 E-Port may be done either through a point-to-point connection via RS-232 or through a Micro-DCI Multidrop DataLink Communication Network over RS-485. The 53MC5000 controller provides RS-485 DataLink as standard. The 53SL6000 Communication requires that an RS-232 or RS-485 communication module be installed on the controller. The communication module may be ordered with the controller or as a part from the Spare Parts Price List P-DCI-Spares.
3. The Ethernet cable is NOT supplied with this product. Any Category 5, 10/100 Ethernet cable may be used.
4. Option 0 (None) - this option is only selected if the existing system already incorporates an RS232/RS485 ITB.
5. Option 1 (53SL6000 RS-232) - This option includes a 7 ft. serial communications cable (only) to be supplied for use with 53SL6000 controllers that already have RS-232 communications modules installed.
6. Option 2 (53MC5000 RS-232) - This option includes a 7 ft. serial communications cable to be supplied for use with a 53MC5000 controller front configuration port.
7. Option 3 (DataLink RS-485) - This option includes a 12-inch RS-232 serial communications cable, one RS-232 to RS-485 Interface Terminal Board (converter) and Power Adapter Cable to be supplied for use with one or more Micro-DCI controllers that have RS-485 multi-drop communications capability.

The Company's policy is one of continuous product improvement and the right is reserved to modify the information contained herein without notice.

Printed in USA January 2013

© MicroMod Automation, Inc. 2004



www.micromod.com

MicroMod Automation & Controls, Inc.
 3 Townline Circle
 Rochester, NY 14623-2537 USA
 Tel: (585) 321-9200
 Toll Free: 1-800-480-1975
 Fax: (585) 321-9291
 Email: sales@micromod.com